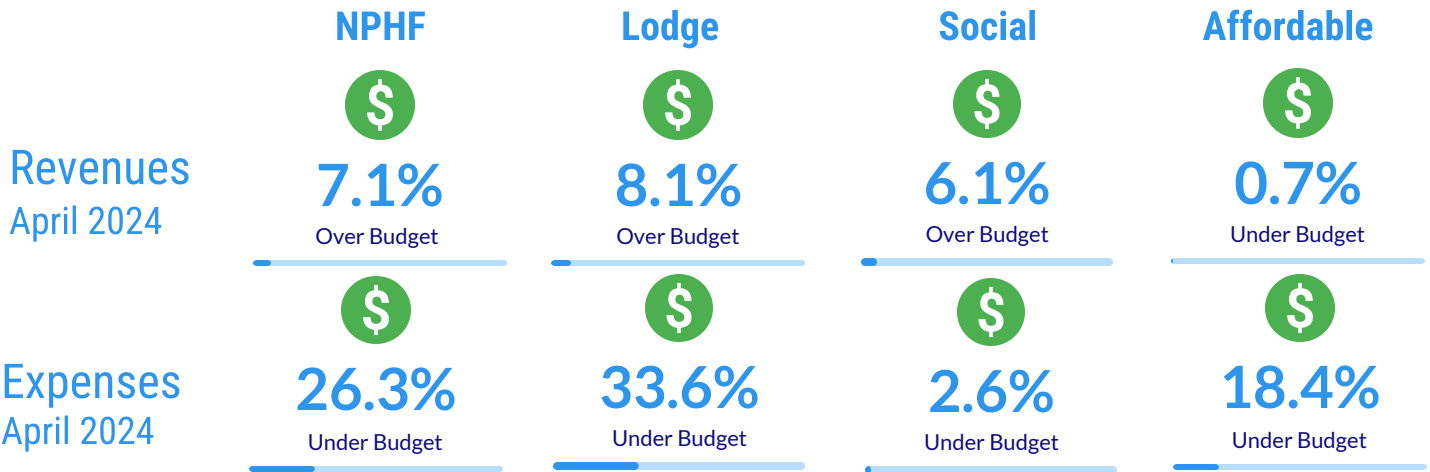


Financial

Finance & Operations Dashboard



Debt to Equity Ratio

2018	2019	2020	2021	2022	Current
1.83	1.47	1.33	1.13	.99	.85

Operations

May 2024

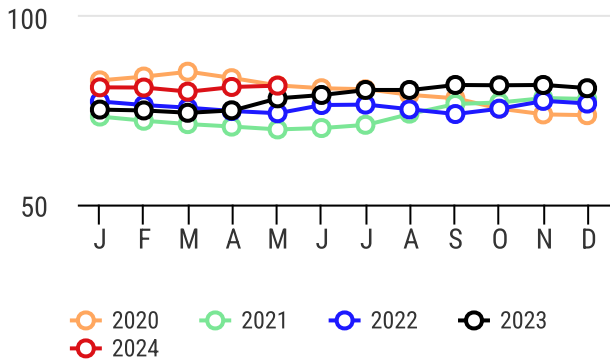
Units	Lodge		Family			SSC			Affordable	
Total	226		152			130			68	
Leased	189	84%	112	74%		112	86%		60	88%
Occupied	185	82%	109	72%		112	86%		58	85%
Available	24	11%	25	16%		13	10%		8	12%
Down	13	6%	18	12%		2	2%		2	3%

Status of Applications as of May 2024

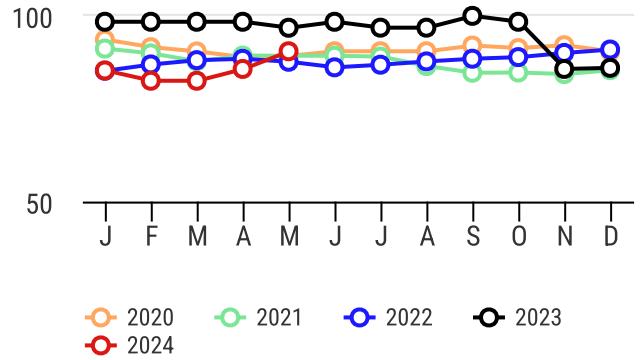
Applied/In Review	7	Application entered, applicant contacted, waiting for required documentation
Cancelled	2	Failed to supply required documentation within allotted time frame or owes from a previous tenancy
Pending	13	Complete application sent to appropriate manager to review
Ineligible	1	Application not meeting legislated requirements
Eligible	2/37	New / Total - Approved but not yet housed
Housed	10	Housed

Occupancy Dashboard - Current Year in Red

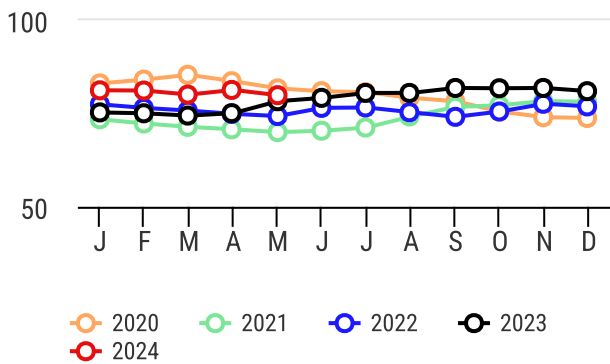
Lodge Occupancy %



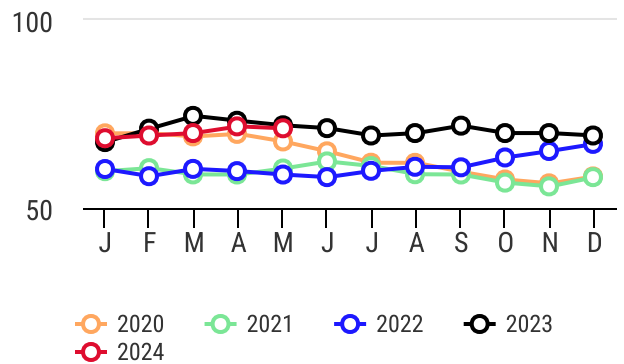
Garden Court %



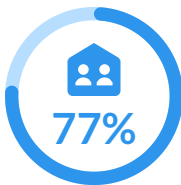
Senior's Self Contained %



Social (Family) Housing %



Lodge Occupancy - April



Heritage Tower



Del-Air



Homesteader



Harvest