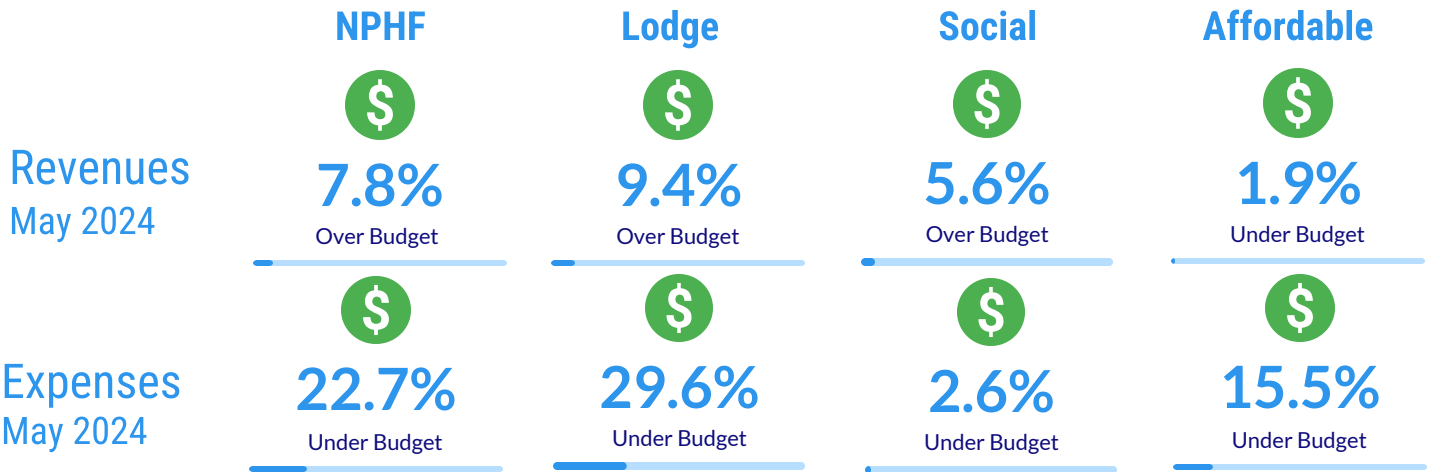


# Financial

## Finance & Operations Dashboard



### Debt to Equity Ratio

2018	2019	2020	2021	2022	Current
1.83	1.47	1.33	1.13	.99	.85

# Operations

June 2024

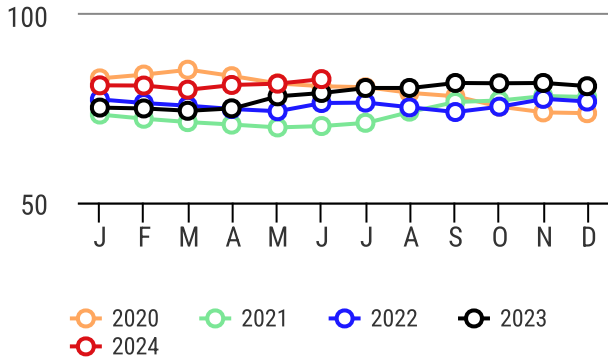
Units	Lodge		Family			SSC			Affordable	
Total	226		152			130			68	
Leased	188	83%	109	72%		114	88%		58	85%
Occupied	187	83%	109	72%		112	86%		58	85%
Available	26	13%	29	19%		19	15%		9	13%
Down	13	6%	18	12%		2	2%		2	3%

### Status of Applications as of June 2024

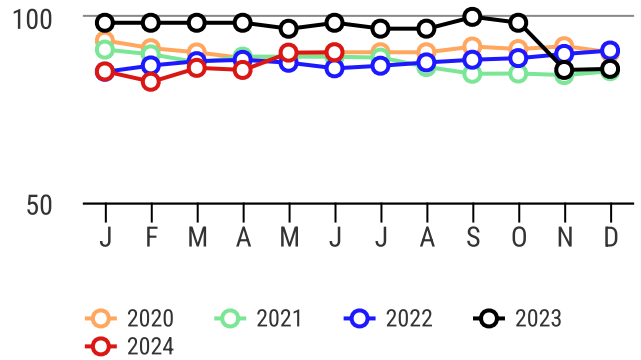
Applied/In Review	13	Application entered, applicant contacted, waiting for required documentation
Cancelled	6	Failed to supply required documentation within allotted time frame or owes from a previous tenancy
Pending	17	Complete application sent to appropriate manager to review
Ineligible	1	Application not meeting legislated requirements
Eligible	4/38	New / Total - Approved but not yet housed
Housed	4	Housed

# Occupancy Dashboard - Current Year in Red

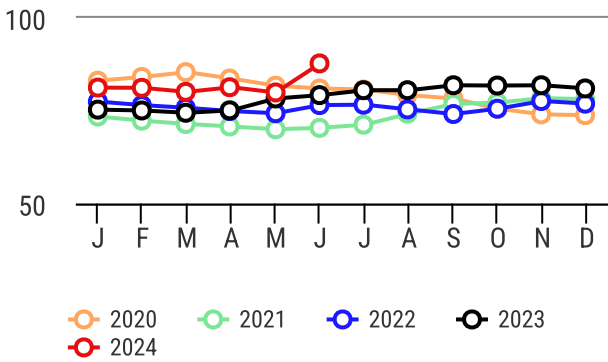
## Lodge Occupancy %



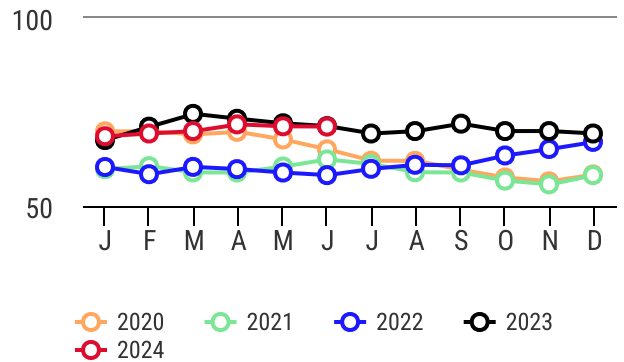
## Garden Court %



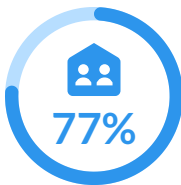
## Senior's Self Contained %



## Social (Family) Housing %



## Lodge Occupancy - June



Heritage Tower



Del-Air



Homesteader



Harvest